

# Alternate Autobase<sup>®</sup> Plus Application


FOR PROFESSIONAL USE ONLY

## Description

Autobase Plus enables our customers to carry out high quality repairs - even on the most challenging car colors. Still some OEM colors in the mid dark color area can show some sensitivity to cloudiness/mottling, particularly visual on horizontal surfaces. With those colors in mind, our Sikkens experts have developed an alternate application method.

The below mentioned procedure ensures a good metallic control on car colors sensitive to cloudiness/mottling.

## Mixing



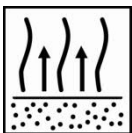
100 **Autobase Plus Metallic**

80 **Plus Reducers**

## Application sequence



Apply one full flowing coat, ensuring at least a 50% overlap per coat creating a smooth closed paint film.

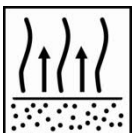


3-5 minutes  
 Tack the surface in case of overspray



Next apply an intermediate coat followed by application of the metallic orientation, drop, coat on the still wet intermediate coat.

Apply this metallic orientation, drop, coat slightly wetter than regular. Apply this coat also with a slight y larger overlap; approximately 70%.



15-20 minutes at 20°C  
 Before clearcoat application



Use suitable respiratory protection  
 Akzo Nobel Car Refinishes recommends the use of a fresh air supply respirator

*Read complete TDS for detailed product information*

## Remarks

- Select the proper Reducer in relation to object size, ambient temperature and air flow around the object.
- Slower Reducer selection contributes to a better metallic control.
- Keep the spraygun at an angle 90° to the surface while applying base and clearcoat.
- Avoid a too heavy application in combination with a incorrect spraygun angle which can result in line patterns in the Autobase Plus color.



# Alternate Autobase<sup>®</sup> Plus Application

FOR PROFESSIONAL USE ONLY

**AkzoNobel Car Refinishes Australia Pty Ltd**  
**Address: 269 Williamstown Road, Port Melbourne, VICTORIA, 3207**  
**Tel: +61 3 9644 1711**

#### **FOR PROFESSIONAL USE ONLY**

**IMPORTANT NOTE** The information in this data sheet is not intended to be exhaustive and is based on the present state of our knowledge and on current laws: any person using the product for any purpose other than that specifically recommended in the technical data sheet without first obtaining written confirmation from us as to the suitability of the product for the intended purpose does so at his own risk. It is always the responsibility of the user to take all necessary steps to fulfill the demands set out in the local rules and legislation. Always read the Material Data Sheet and the Technical Data Sheet for this product if available. All advice we give or any statement made about the product by us (whether in this data sheet or otherwise) is correct to the best of our knowledge but we have no control over the quality or the condition of the substrate or the many factors affecting the use and application of the product. Therefore, unless we specifically agree in writing otherwise, we do not accept any liability whatsoever for the performance of the product or for any loss or damage arising out of the use of the product. All products supplied and technical advices given are subject to our standard terms and conditions of sale. You should request a copy of this document and review it carefully. The information contained in this data sheet is subject to modification from time to time in the light of experience and our policy of continuous development. It is the user's responsibility to verify that this data sheet is current prior to using the product.

Brand names mentioned in this data sheet are trademarks of or are licensed to Akzo Nobel.

#### **Head Office**

AkzoNobel Car Refinishes B.V., PO Box 3 2170 BA Sassenheim, The Netherlands. <https://sikkensvr.com/au/>

