

Citroën ESJ Blanc Nacre

FOR PROFESSIONAL USE ONLY

Description

Additive to imitate the Structured clearcoat finish of Citroën's color Blanc Nacre. Suitable for application on Autobase Plus or Autowave basecoat. The desired structure and gloss level can be achieved by adding Propyltex 140S to the Autoclear Mix & Matt mixture. Due to the variations that might appear in structure of the OEM we advise to create a set of spray-out panels that can be used as reference.



- 100 Autoclear Mix & Matt Low / Semi Gloss (+ 2 > 3 % Propyltex 140S)
- 42 Autoclear Mix & Matt Hardener
- 55 Autoclear Mix & Matt Reducer

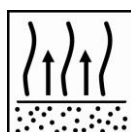


Spray gun set-up:
1.3 – 1.4 mm

Application pressure:
1.7-2.2 bar at the air inlet
HVLP max 0.6-0.7 bar at the air cap




2 x 1 coat



Between coats
10-15 minutes
(until matt)

Before curing
15 minutes
(until matt)



Drying	20°C	60°C
Reducer Standard	1 hour	20 minutes
Reducer Slow	1½ hour	25 minutes



Use suitable respiratory protection
 Akzo Nobel Car Refinishes recommends the use of a fresh air supply respirator.

Read complete TDS for detailed product information

Citroën ESJ Blanc Nacre

FOR PROFESSIONAL USE ONLY

Description

Additive to imitate the Structured clearcoat finish of Citroën's Blanc Nacre. Suitable for application on Autobase Plus or Autowave basecoat. The desired structure and gloss level can be achieved by adding Propyltex 140S to the Autoclear Mix & Matt mixture.

Due to the variations that might appear in structure of the OEM we advise to create a set of spray-out panels that can be used as reference.

Structure and gloss level by spray out samples


Due to the variations that might appear in structure of the OEM we advise to create a set of spray-out panels by applying the following 4 samples over (AC) ESJ basecoat:

Panel	Autoclear Mix & Matt	Propyltex 140S
1	Low Gloss / Semi Gloss = 60 / 40	2%
2	Low Gloss / Semi Gloss = 80 / 20	2%
3	Low Gloss / Semi Gloss = 60 / 40	3%
4	Low Gloss / Semi Gloss = 80 / 20	3%

The required gloss and structure level can be determined by use of these samples.

- Number each panel, indicating the Autoclear Mix & Matt mixture and the percentage of Propyltex 140S on each panel.

Repair process




Apply basecoat (AC)ESJ Blanc Nacre according to TDS



Add the required amount of Propyltex 140S to Autoclear Mix & Matt



100 parts by weight of Autoclear Mix & Matt mixture (+ 2 > 3 % Propyltex 140S)
 42 parts by weight of Autoclear Mix & Matt Hardener
 55 parts by weight of Autoclear Mix & Matt Reducer Standard / Slow



Apply 2 coats, allowing to flash-off until completely matt between coats and before bake.

Drying times



Reducer	20°C	60°C
Reducer Standard	1 Hour	20 minutes
Reducer Slow	1½ hour	25 minutes

Citroën ESJ Blanc Nacre

FOR PROFESSIONAL USE ONLY

Notes

- Check spray-outs adjacent to the damaged panel
- Stir thoroughly after adding the Propyltex 140S to the Mix & Matt Clearcoat
- Do not use a mesh below 125 micron for filtering.
- Blending the mixture clearcoat with Propyltex 140S is not advised, therefore always paint edge to edge with The Mix and Matt / Propyltex 140S clearcoat.
- We do not advise to paint single panels
- The basecoat (color) can be faded out on the adjacent (OEM) panel, first carefully sand away the structured OEM clearcoat of with P800-P1000, pay extra attention on not sanding through!
- After application rinse the spray-gun thoroughly to avoid particles ending up in other topcoats used with the same spray-gun

Product storage

After use close container directly, and store in a dry place

Akzo Nobel Coatings LTD

Address: Unit 2B, Didcot Park
Churchward, Southmead Industrial Estate
Didcot, Oxfordshire, OX11 7HB
Tel: +44 (0)1235 862226

FOR PROFESSIONAL USE ONLY

IMPORTANT NOTE The information in this data sheet is not intended to be exhaustive and is based on the present state of our knowledge and on current laws: any person using the product for any purpose other than that specifically recommended in the technical data sheet without first obtaining written confirmation from us as to the suitability of the product for the intended purpose does so at his own risk. It is always the responsibility of the user to take all necessary steps to fulfill the demands set out in the local rules and legislation. Always read the Material Data Sheet and the Technical Data Sheet for this product if available. All advice we give or any statement made about the product by us (whether in this data sheet or otherwise) is correct to the best of our knowledge but we have no control over the quality or the condition of the substrate or the many factors affecting the use and application of the product. Therefore, unless we specifically agree in writing otherwise, we do not accept any liability whatsoever for the performance of the product or for any loss or damage arising out of the use of the product. All products supplied and technical advices given are subject to our standard terms and conditions of sale. You should request a copy of this document and review it carefully. The information contained in this data sheet is subject to modification from time to time in the light of experience and our policy of continuous development. It is the user's responsibility to verify that this data sheet is current prior to using the product.

Brand names mentioned in this data sheet are trademarks of or are licensed to Akzo Nobel.

Head Office

Akzo Nobel Car Refinishes B.V. PO Box 3 2170 BA Sassenheim, The Netherlands. www.sikkenscr.com