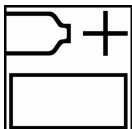








Polysoft Plastic

FOR PROFESSIONAL USE ONLY

Description	
Two-pack polyester bodyfiller designed to fill dents and surface irregularities particularly for small reconstructions and repairs on plastic car parts.	
	100 Polysoft Plastic 2.5 AkzoNobel Putty Hardener
	Application time: 4-5 minutes at 20°C
	30 minutes at 20°C
	Final sanding step for bodyfiller P180 - P280
	Final sanding step for featheredge P320 - P400
	Recoatable with any Sikkens preparatory product With the exception of waterborne products.
	Use suitable respiratory protection Akzo Nobel Car Refinishes recommends the use of a fresh air supply respirator.

Read complete TDS for detailed product information

Polysoft Plastic

FOR PROFESSIONAL USE ONLY

Description

Two-pack polyester bodyfiller designed to fill dents and surface irregularities particularly for small reconstructions and repairs on plastic car parts.

Preparation process



Remove contamination using an appropriate cleaner.



Final Step P180 - P280

For detailed surface preparation see TDS S8.06.02



Remove contamination using an appropriate cleaner.

Suitable substrates

All currently used plastics in the Automotive industry.

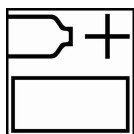
Products and additives

Polysoft Plastic
AkzoNobel Putty Hardener

Basic raw materials

Polysoft Plastic : Polyester resins
AkzoNobel Putty Hardener : Peroxide

Mixing



100 parts Polysoft Plastic
2,5 parts AkzoNobel Putty Hardener

Mix to a homogeneous uniformed coloured mass.
Avoid air entrapment.
Preferably mix the correct amount by weight on a scale.

Pot-life

Application time 4-5 minutes at 20°C.

Application



Apply Polysoft Plastic to the bare plastic at a 60° angle.
Avoid thick edges of bodyfiller around the perimeter of the repair.

- Application temperature range between 15°C-35°C.

Polysoft Plastic

FOR PROFESSIONAL USE ONLY

Drying



Ready to sand after 30 minutes at 20°C or 15 minutes at 40°C.



Ready to sand after 5 minutes at low power and at a distance of 50-70 cm.
The panel temperature should not exceed 70°C.
For additional information; see TDS S9.01.01

Sanding process



P80 - P180 - P280
Use a guide coat between the sanding steps.



P280 - P320 (P400 for a spot repair).
Make sure to remove coarse sanding scratches from the feather edge.



Remove contamination using an appropriate cleaner.
Where bodyfiller is exposed, avoid contact with water (e.g. waterborne degreaser).

Recoat with

All current Sikkens preparatory products with the exception of waterborne products.

Cleaning of equipment

Clean equipment immediately after use with Sikkens Solvent or a solvent borne guncleaner.

VOC

2004/42/IB(b)(250)140

The EU limit value for this product (product category: IIB. b) in ready to use form is max. 250 g/liter of VOC.
The VOC content of this product in ready to use form is max. 140 g/liter.

Product storage

Product shelf-life is determined when products are stored unopened at 20°C.
Avoid extreme temperature fluctuation.
○ *Product shelf life data see TDS S9.01.02*

Polysoft Plastic

FOR PROFESSIONAL USE ONLY

Akzo Nobel Coatings LTD
Address: Unit 2B, Didcot Park
Churchward, Southmead Industrial Estate
Didcot, Oxfordshire, OX11 7HB
Tel: +44 (0)1235 862226

FOR PROFESSIONAL USE ONLY

IMPORTANT NOTE The information in this data sheet is not intended to be exhaustive and is based on the present state of our knowledge and on current laws: any person using the product for any purpose other than that specifically recommended in the technical data sheet without first obtaining written confirmation from us as to the suitability of the product for the intended purpose does so at his own risk. It is always the responsibility of the user to take all necessary steps to fulfill the demands set out in the local rules and legislation. Always read the Material Data Sheet and the Technical Data Sheet for this product if available. All advice we give or any statement made about the product by us (whether in this data sheet or otherwise) is correct to the best of our knowledge but we have no control over the quality or the condition of the substrate or the many factors affecting the use and application of the product. Therefore, unless we specifically agree in writing otherwise, we do not accept any liability whatsoever for the performance of the product or for any loss or damage arising out of the use of the product. All products supplied and technical advices given are subject to our standard terms and conditions of sale. You should request a copy of this document and review it carefully. The information contained in this data sheet is subject to modification from time to time in the light of experience and our policy of continuous development. It is the user's responsibility to verify that this data sheet is current prior to using the product.

Brand names mentioned in this data sheet are trademarks of or are licensed to AkzoNobel.

Head Office

AkzoNobel Car Refinishes B.V., PO Box 3 2170 BA Sassenheim, The Netherlands. www.sikkenscr.com