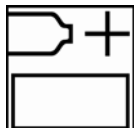


Polysoft Plastic

FOR PROFESSIONAL USE ONLY

Description

Two-pack polyester bodyfiller designed to fill dents and surface irregularities particularly for small reconstructions and repairs on plastic car parts.



100 Polysoft Plastic

2.5 BPO Paste



Application time:

4-5 minutes at 20°C




30 minutes at 20°C



Final sanding step for bodyfiller P180 - P220



Final sanding step for feathered edge P320 - P400



Recoatable with any Sikkens preparatory product

With the exception of waterborne products.



Use suitable respiratory protection

Akzo Nobel Car Refinishes recommends the use of a fresh air supply respirator.

Read complete TDS for detailed product information



Polysoft Plastic

FOR PROFESSIONAL USE ONLY

Description

Two-pack polyester bodyfiller designed to fill dents and surface irregularities particularly for small reconstructions and repairs on plastic car parts.

Preparation process



Remove any surface contamination prior to sanding application using appropriate surface cleaner.
Pre-clean the surface with warm water and detergent, rinse sufficiently with clean water.



Remove existing coating and sand down to the bare substrate using P180 - P220 grit as the final step.
For detailed surface preparation see TDS S8.06.02



Remove any surface contamination prior to putty / bodyfiller application using appropriate surface cleaner.

Suitable substrates

All currently used plastics in the Automotive industry.

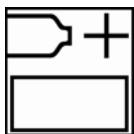
Products and additives

Polysoft Plastic
BPO Paste

Basic raw materials

Polysoft Plastic: Polyester resins
BPO Paste Hardener: Peroxide

Mixing



100 parts Polysoft Plastic
2,5 parts BPO paste hardener

Mix the bodyfiller thoroughly to a homogeneous mass (uniform colour).
Avoid air entrapment.
Mix the correct amount by weight (on a scale).



Polysoft Plastic

FOR PROFESSIONAL USE ONLY

Pot-life

Application time 3-4 minutes at 20°C.

Application



Apply the polyester bodyfiller to the bare plastic substrate by placing the spreader at a 60° angle. Avoid thick edges of bodyfiller around the perimeter of the repair by tapering away toward the original finish.

- Do not apply Polykit IV directly to any existing finishes or directly on top of any acid containing Washprimer.
- Application temperature range between 15°C-35°C.

Drying



Ready to sand after 30 minutes at 20°C.
If force dried, the bodyfiller can be sanded after 15 minutes at 40°C.



Ready to sand after 5 minutes
Use IR **low** power setting at a 50-70 cm distance between panel and IR unit.
Temperature should not exceed 90°C.
For additional infra red drying information; see TDS S9.01.01

Sanding process



P80 - P120 - P220
Use a guide coat between the sanding steps.



P220 - P320 (P400 for a spot repair).
Take care to remove any coarse sanding scratches that may have been created in the feather edge area during the sanding of the bodyfiller.



Remove any surface contamination prior to filler / surfacer application using appropriate surface cleaner.
Where bodyfiller is exposed, avoid contact with water (e.g. waterborne degreaser).



Polysoft Plastic

FOR PROFESSIONAL USE ONLY

Recoatable with

All current Sikkens preparatory products with the exception of waterborne products.

Cleaning of equipment

Clean the application equipment immediately after use with Sikkens Solvent or or a solvent borne Gun cleaner.

VOC

2004/42/II(b)(250)125

The EU limit value for this product (product category: IIB. b) in ready to use form is max. 250 g/liter of VOC. The VOC content of this product in ready to use form is max. 125 g/liter.

Product storage

Product shelf-life is determined when products are stored unopened at 20°C.
Avoid extreme temperature fluctuation.

- o *Product shelf life data see TDS S9.01.02*

AkzoNobel Car Refinish bv.
Adress: Rijksweg 31, PO Box 3, 2170 BA Sassenheim
Tel: +31(0)71308-6944

FOR PROFESSIONAL USE ONLY

IMPORTANT NOTE The information in this data sheet is not intended to be exhaustive and is based on the present state of our knowledge and on current laws: any person using the product for any purpose other than that specifically recommended in the technical data sheet without first obtaining written confirmation from us as to the suitability of the product for the intended purpose does so at his own risk. It is always the responsibility of the user to take all necessary steps to fulfill the demands set out in the local rules and legislation. Always read the Material Data Sheet and the Technical Data Sheet for this product if available. All advice we give or any statement made about the product by us (whether in this data sheet or otherwise) is correct to the best of our knowledge but we have no control over the quality or the condition of the substrate or the many factors affecting the use and application of the product. Therefore, unless we specifically agree in writing otherwise, we do not accept any liability whatsoever for the performance of the product or for any loss or damage arising out of the use of the product. All products supplied and technical advices given are subject to our standard terms and conditions of sale. You should request a copy of this document and review it carefully. The information contained in this data sheet is subject to modification from time to time in the light of experience and our policy of continuous development. It is the user's responsibility to verify that this data sheet is current prior to using the product.

Brand names mentioned in this data sheet are trademarks of or are licensed to AkzoNobel.

Head Office

AkzoNobel Car Refinishes B.V., PO Box 3 2170 BA Sassenheim, The Netherlands. www.sikkenscr.com

