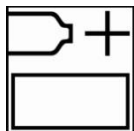


Polykit IV

FOR PROFESSIONAL USE ONLY

Description

Two-pack polyester bodyfiller designed to fill dents and surface irregularities in body parts made of steel, zinc-coated steel, aluminum and small scratches in plastic.



100 Polykit IV
2 AkzoNobel Putty Hardener



Application time:
3-4 minutes at 20°C




15-20 minutes at 20°C



Final sanding step for bodyfiller P120 - P220



Final sanding step for featheredge P320 - P400



Recoatable with any Sikkens preparatory products
With the exception of waterborne products.



Use suitable respiratory protection
AkzoNobel Car Refinishes recommends the use of a fresh air supply respirator.

Read complete TDS for detailed product information

Polykit IV

FOR PROFESSIONAL USE ONLY

Description

Two-pack polyester bodyfiller designed to fill dents and surface irregularities in body parts made of steel, zinc-coated steel, aluminum and small scratches in plastic.

Preparation process



Remove contamination using an appropriate cleaner



Final step P180 - P220

For detailed surface preparation see TDS S8.06.02



Remove contamination using an appropriate cleaner

Suitable substrates

Steel

Aluminum

Zinc-coated steel

Primer Surfacer EP , applied over a layer of maximum 25µm.

Polyester laminates

Plastic surfaces*

* Polykit IV can be used for small and shallow scratches (5 mm-2 mm depth and a length of 50 mm) in hard / flexible plastic substrates. For optimal system property, first apply 1K All Plastics Primer

Product and additives

Polykit IV

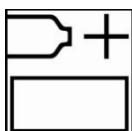
AkzoNobel Putty Hardener

Basic raw materials

Polykit IV: Polyester resins

Hardener: Peroxide

Mixing



100 parts Polykit IV

2 parts AkzoNobel Putty Hardener

Mix the bodyfiller thoroughly to a homogeneous mass (uniform colour).

Avoid air entrapment.

Mix the correct amount by weight (on a scale).

Polykit IV

FOR PROFESSIONAL USE ONLY

Pot-life

Application time 3-4 minutes at 20°C.


Application



Apply the polyester bodyfiller to the bare substrate by placing the spreader at a 60° angle. Avoid thick edges of bodyfiller around the perimeter of the repair by tapering away toward the original finish.

Do not apply Polykit IV directly to any existing finishes or directly on top of any acid containing Washprimer. Systems demanding the highest corrosion resistance should be applied over Primer Surfacer EP. Application temperature range between 15°C-35°C.

Drying



Ready to sand after 15-20 minutes at 20°C. If force dried, the bodyfiller can be sanded after 10 minutes at 40°C.



Ready to sand after 4 minutes. Use IR **low** power setting at a 50-70 cm distance between panel and IR unit. Temperature should not exceed 90°C. For additional infra red drying information; see TDS S9.01.01

Sanding process



P80 - P120 - P220
Use a guide coat between the sanding steps.



P220 - P320 (P400 for a spot repair).
Take care to remove any coarse sanding scratches that may have been created in the feather edge area during the sanding of the bodyfiller.



Remove any surface contamination prior to filler / surfacer application using appropriate surface cleaner. Where bodyfiller is exposed, avoid contact with water (e.g. waterborne degreaser).

Recoatable with

All current Sikkens preparatory products with the exception of waterborne products.

Cleaning of equipment

Clean the application equipment immediately after use with Sikkens Solvent or or a solvent borne Gun cleaner.

Polykit IV

FOR PROFESSIONAL USE ONLY**VOC****2004/42/IIB(b)(250)60**

The EU limit value for this product (product category: IIB. b) in ready to use form is max. 250 g/liter of VOC. The VOC content of this product in ready to use form is max. 60 g/liter.

Product storage

Product shelf-life is determined when products are stored unopened at 20°C.

Avoid extreme temperature fluctuation.

Product shelf life data see TDS S9.01.02

Akzo Nobel Pty Ltd T/A Akzo Nobel Car Refinishes Australia

Address: Unit 3/344 Lorimer Street, Port Melbourne, VICTORIA, 3207

Tel: +61 3 9644 1711

FOR PROFESSIONAL USE WITH SUITABLE HS&E EQUIPMENT

IMPORTANT NOTE The information in this data sheet is not intended to be exhaustive and is based on the present state of our knowledge and on current laws: any person using the product for any purpose other than that specifically recommended in the technical data sheet without first obtaining written confirmation from us as to the suitability of the product for the intended purpose does so at his own risk. It is always the responsibility of the user to take all necessary steps to fulfill the demands set out in the local rules and legislation. Always read the Material Data Sheet and the Technical Data Sheet for this product if available. All advice we give or any statement made about the product by us (whether in this data sheet or otherwise) is correct to the best of our knowledge but we have no control over the quality or the condition of the substrate or the many factors affecting the use and application of the product. Therefore, unless we specifically agree in writing otherwise, we do not accept any liability whatsoever for the performance of the product or for any loss or damage arising out of the use of the product. All products supplied and technical advices given are subject to our standard terms and conditions of sale. You should request a copy of this document and review it carefully. The information contained in this data sheet is subject to modification from time to time in the light of experience and our policy of continuous development. It is the user's responsibility to verify that this data sheet is current prior to using the product.

Brand names mentioned in this data sheet are trademarks of or are licensed to AkzoNobel.

Head Office

AkzoNobel Car Refinishes B.V., PO Box 3 2170 BA Sassenheim, The Netherlands. www.sikkenscr.com