


Autowave[®] MM 338SA

FOR PROFESSIONAL USE ONLY

Description

Autowave MM 338SA is an one-pack, ready to spray basecoat with a high metallic gloss that it appears like polished aluminium. Autowave MM 338SA is a waterborne basecoat and should be finished with a Sikkens VOC compliant clearcoat.



Autowave MM 338SA

RFU




Stir thoroughly before use

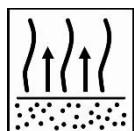


Spray gun set-up:
1.2-1.4 mm

Application pressure:
1.7-2.2 bar at the air inlet
HVLP max 0.6-0.7 bar at the air cap




4-5 coats



Between coats
Until matt

Before clearcoat application
30 minutes at 20°C



Clearcoat application
See clearcoat T.D.S.



Use suitable respiratory protection
Akzo Nobel Car Refinishes recommends the use of a fresh air supply respirator

Read complete TDS for detailed product information

Autowave[®] MM 338SA

FOR PROFESSIONAL USE ONLY

Description

Autowave MM 338SA is an one-pack, ready to spray basecoat with a high metallic gloss that it appears like polished aluminium. Autowave MM 338SA is a waterborne basecoat and should be finished with a Sikkens VOC compliant clearcoat.

Suitable substrates

- *Colorbuild Plus black – fully flashed off wet on wet primer
- *Autocryl Plus – fully cured
- *Autowave MM400 – fully flashed off
- *Always follow TDS recommendations

Products and additives

Autowave MM 338SA


Basic raw materials

Autowave MM 338SA: Water based polyurethane dispersion

Mixing

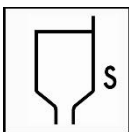


Stir Autowave MM 338SA thoroughly prior to use.



Ready For Use

Viscosity



14-20 seconds DIN cup 4 at 20°C.

Spray gun set-up / application pressure



Spray gun

Gravity feed

Fluid tip – set-up

1.2-1.4 mm

Application pressure

1.7-2.2 bar at the spray gun air inlet
HVLP max 0.6-0.7 bar at the air cap

Pot-life

3 months at 20°C.

Autowave[®] MM 338SA

FOR PROFESSIONAL USE ONLY

Application process



Pre-coat application:

If used by itself, Autowave 338SA has to be applied over a black undercoat of either Colorbuild Plus, Autocryl Plus/LV or AW400. If Autowave 338SA is used as part of a color formula, the primer recommendation in MIXIT or Color Manager should be followed.

Apply Colorbuild Plus wet on wet or Autocryl Plus/LV according to product TDS specifications. Ensure the surface is completely flat as any irregularities will be immediately visible after basecoat application.

For spot repairs, dissolve overspray with SRA thinner.

These products should be coated with Autowave MM 338SA within 30 minutes after cool down

Do not sand or abrade the applied topcoat.

Autowave MM 338SA application:

First apply one single thin coat and allow to flash off until matt.

Apply another three to four 70% coats, allowing to flash-off until matt /semi gloss after each coat.

Spraying distance should be at least 30 cm.

*Allow for a minimum of 30 minutes final flash-off time at 20°C before clearcoat application.

Note: Always check and spray out color first, as the number of coats, spray gun fluid tip - set-up, air pressure and spray gun distance will impact the final color result.

Film thickness

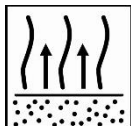
By using the recommended application:

10 µm

Recoatable with

Autoclear LV Superior

Recoat time



Autowave MM 338SA must be recoated within 24 hours.

Theoretical Coverage

By using the recommended application the theoretical material usage is ± 6 m²/l RTS mixture.

The practical material usage depends on many factors i.e. shape of the object, roughness of the surface, application techniques, pressure, method and application circumstances.

Cleaning of equipment

Autowave Guncleaner

Autowave[®] MM 338SA

FOR PROFESSIONAL USE ONLY

VOC

2004/42/IIb(d)(420)420

The EU limit value for this product (product category: IIb.d) in ready to use form is; 420 g/liter of VOC.

The VOC content of this product in ready to use form is 420 g/liter RTS mixture.

Product storage

Product shelf-life is determined when products are stored unopened at 20°C.

Avoid extreme temperature fluctuation.

- *Product shelf life data see TDS S9.01.02*

Akzo Nobel Pty Ltd T/A Akzo Nobel Car Refinishes Australia
Address: Unit 3/344 Lorimer Street, Port Melbourne, VICTORIA, 3207
Tel: +61 3 9644 1711

FOR PROFESSIONAL USE WITH SUITABLE HS&E EQUIPMENT

IMPORTANT NOTE The information in this data sheet is not intended to be exhaustive and is based on the present state of our knowledge and on current laws: any person using the product for any purpose other than that specifically recommended in the technical data sheet without first obtaining written confirmation from us as to the suitability of the product for the intended purpose does so at his own risk. It is always the responsibility of the user to take all necessary steps to fulfill the demands set out in the local rules and legislation. Always read the Material Data Sheet and the Technical Data Sheet for this product if available. All advice we give or any statement made about the product by us (whether in this data sheet or otherwise) is correct to the best of our knowledge but we have no control over the quality or the condition of the substrate or the many factors affecting the use and application of the product. Therefore, unless we specifically agree in writing otherwise, we do not accept any liability whatsoever for the performance of the product or for any loss or damage arising out of the use of the product. All products supplied and technical advices given are subject to our standard terms and conditions of sale. You should request a copy of this document and review it carefully. The information contained in this data sheet is subject to modification from time to time in the light of experience and our policy of continuous development. It is the user's responsibility to verify that this data sheet is current prior to using the product.

Brand names mentioned in this data sheet are trademarks of or are licensed to Akzo Nobel.

Head Office

AkzoNobel Car Refinishes B.V., PO Box 3 2170 BA Sassenheim, The Netherlands. www.sikkenscr.com