


Autobase[®] Plus Argentum RM

FOR PROFESSIONAL USE ONLY

Description

Argentum is a one-pack ready mixed (ready to spray) solvent borne basecoat for application on wheel/rims. Sikkens Argentum imitates surfaces that it appears like polished aluminium.



Argentum (RM) RFU



Stir thoroughly before use

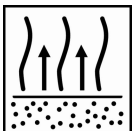


Spray gun set-up:
1.2-1.4 mm

Application pressure:
1.7-2.2 bar at the air inlet
HVLP max 0.6-0.7 bar at the air cap



3 x 1 coat



Between coats
4-8 minutes at 20°C

Before clearcoat application
20 minutes at 20°C



Clearcoat application
See clearcoat T.D.S.



Use suitable respiratory protection
Akzo Nobel Car Refinishes recommends the use of a fresh air supply respirator

Read complete TDS for detailed product information

Autobase[®] Plus Argentum RM

FOR PROFESSIONAL USE ONLY

Description

Argentum is a one-pack ready mixed (ready to spray) solvent borne basecoat for application on wheel/rims. Sikkens Argentum imitates surfaces that it appears like polished aluminium.

Suitable substrates

Colorbuild Plus – properly flashed off black wet on wet primers
Autocryl Plus or Autocryl Plus LV black color which has been fully cured and cooled down to ambient temperature.

Products and additives

Argentum RM

Basic raw materials

Argentum RM: Physical drying binders

Surface preparation



Final sanding step P500

- Initial sanding steps may be executed with a coarser sanding grit; P360 - P400
- Respect a maximum 100 sanding grit step difference or less throughout the sanding procedure.
- For detailed surface preparation see TDS S8.06.02



Final sanding step P1000

- Initial sanding steps may be executed with a coarser sanding grit P600 - P800
- Respect a maximum 200 sanding grit step difference or less throughout the sanding procedure.
- For detailed surface preparation see TDS S8.06.02

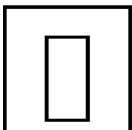


Surface cleaning; remove any surface contamination prior to the application of any Argentum colour using an appropriate surface cleaner.

Mixing



Stir the Argentum thoroughly prior to use.



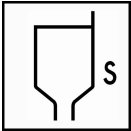
Argentum (RM) RFU

Elast-O-Actif should **not** be added to Argentum.

Autobase[®] Plus Argentum RM

FOR PROFESSIONAL USE ONLY

Viscosity



14-16 seconds DIN cup 4 at 20°C.

Spray gun set-up / application pressure



Spray gun

Gravity feed

Fluid tip – set-up

1.2-1.4 mm

Application pressure

1.7-2.2 bar at the spray gun air inlet
HVLP max 0.6-0.7 bar at the air cap

Pot-life

6 Months when stored in a closed can at 20°C.
Stir the ready to spray mixture thoroughly before use.

Application process



Black pre-coat application:

Apply Autocryl Plus, Autocryl Plus LV black (MM140 or MM160) according product TDS specifications. These products should be coated with Argentum after cool down.

- Apply Argentum directly after cool down within maximum 30 minutes.
- Do not sand or abrade the applied topcoat.

Argentum can also be applied directly on Colorbuild Plus Black wet on wet (TDS S2.02.02c) after indicated flash off

Argentum application:

Apply 3 full wet coat allowing for a 4-8 minutes flash-off time at 20°C between coats until the basecoat dries completely to a matt /semi gloss finish.

**Allow for a minimum of 20 minutes final flash-off time at 20°C before clearcoat application.*

Tip: If the standard Argentum application does not achieve the desired color result, maybe a finer, atomized thinner, transparent coats may need to be applied. To do this:

- Adjust fluid on spray gun to minimize and restrict material
- Slightly increase spray gun air pressure
- Increase spray gun distance from object

Still applying fine wet coats allowing for a 4-8 minutes flash-off time at 20°C between coats until the basecoat dries completely to a matt /semi gloss finish.

**Allow for a minimum of 20 minutes final flash-off time at 20°C before clearcoat application.*

Note: Always check and spray out color, as the number of coats, spray gun fluid tip - set-up, air pressure and spray gun distance will determine the final color result.

Film thickness

By using the recommended application;
Argentum colours

10-15 µm

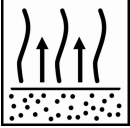
Recoatable with

Autoclear Plus HS

Autobase[®] Plus Argentum RM

FOR PROFESSIONAL USE ONLY

Recoat time



Argentum must be recoated within: 24 hours.

Material usage

By using the recommended application the theoretical material usage is $\pm 14 \text{ m}^2/\text{l}$ RTS mixture.

The practical material usage depends on many factors i.e. shape of the object, roughness of the surface, application techniques, pressure, method and application circumstances.

Cleaning of equipment

Sikkens Solvents or solvent borne Guncleaners

Product storage

Product shelf-life is determined when products are stored unopened at 20°C.
Avoid extreme temperature fluctuation.

- o *Product shelf life data see TDS S9.01.02*

AkzoNobel Car Refinishes Australia Pty Ltd
Address: 269 Williamstown Road, Port Melbourne, VICTORIA, 3207
Tel: +61 3 9644 1711

FOR PROFESSIONAL USE ONLY

IMPORTANT NOTE The information in this data sheet is not intended to be exhaustive and is based on the present state of our knowledge and on current laws: any person using the product for any purpose other than that specifically recommended in the technical data sheet without first obtaining written confirmation from us as to the suitability of the product for the intended purpose does so at his own risk. It is always the responsibility of the user to take all necessary steps to fulfill the demands set out in the local rules and legislation. Always read the Material Data Sheet and the Technical Data Sheet for this product if available. All advice we give or any statement made about the product by us (whether in this data sheet or otherwise) is correct to the best of our knowledge but we have no control over the quality or the condition of the substrate or the many factors affecting the use and application of the product. Therefore, unless we specifically agree in writing otherwise, we do not accept any liability whatsoever for the performance of the product or for any loss or damage arising out of the use of the product. All products supplied and technical advices given are subject to our standard terms and conditions of sale. You should request a copy of this document and review it carefully. The information contained in this data sheet is subject to modification from time to time in the light of experience and our policy of continuous development. It is the user's responsibility to verify that this data sheet is current prior to using the product.

Coatings brand names mentioned in this data sheet are trademarks of or are licensed to AkzoNobel.

Head Office

Akz Nobel Car Refinishes B.V., PO Box 3 2170 BA Sassenheim, The Netherlands. <https://sikkensvr.com/au/>