
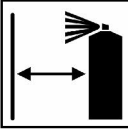


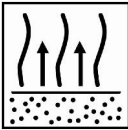






Autosurfacer UV aerosol

FOR PROFESSIONAL USE ONLY

Description							
	Shake thoroughly before use						
	Application distance Approximately 12 – 18 cm						
	2 – 3 coats						
	Invert aerosol and depress nozzle after use						
	<table border="0"> <tr> <td>Between coats:</td> <td>Before curing:</td> </tr> <tr> <td>2 minutes at 20°C</td> <td>5 minutes at 20°C</td> </tr> </table>	Between coats:	Before curing:	2 minutes at 20°C	5 minutes at 20°C		
Between coats:	Before curing:						
2 minutes at 20°C	5 minutes at 20°C						
	<table border="0"> <tr> <td>400 W HID lamp</td> <td>UV LED</td> <td>Tesla Cure R100</td> </tr> <tr> <td>5 minutes</td> <td>5 minutes</td> <td>30 secs – 2 minutes</td> </tr> </table> <p>For UV safety and UV equipment handling see TDS S8.01.02</p>	400 W HID lamp	UV LED	Tesla Cure R100	5 minutes	5 minutes	30 secs – 2 minutes
400 W HID lamp	UV LED	Tesla Cure R100					
5 minutes	5 minutes	30 secs – 2 minutes					
	Final sanding step: P500 See TDS S8.06.02						
	Recoatable with all Sikkens topcoats						
	Use suitable respiratory protection Akzo Nobel Car Refinishes recommends the use of a fresh air supply respirator.						

Read complete TDS for detailed product information

Autosurfacer UV aerosol

FOR PROFESSIONAL USE ONLY

Description

Sikkens Autosurfacer UV is a one-component, isocyanate free UV curable filler suitable for small repairs. The filler only needs 5 minutes of curing by UV light and offers customers the opportunity to drastically reduce their preparation process time.

Suitable substrates

Existing finishes
Steel
Aluminium
Electrolytic galvanized steel

Glass Reinforced Polyester laminates
Polyester bodyfillers
Sikkens Polysurfacer

Autosurfacer UV can be applied on plastics parts which have been preceded by 1K All Plastics Primer or 2K Plastic Primer.

Do not apply Autosurfacer UV over Sikkens Washprimers.
(For systems which should meet the highest standards, pre-treat metal substrate with AkzoNobel AutoPrep pre-treatment wipes.)

Product and additives

Autosurfacer UV

Basic raw materials

Autosurfacer UV: Acrylic polymers and monomers

Surface preparation



Remove contamination using an appropriate cleaner.



Sanding; final dry sanding steps; P280 – P320

For detailed surface preparation see TDS S8.06.02



Remove contamination using an appropriate cleaner.

Where bodyfiller is exposed, avoid contact with water (e.g. waterborne degreaser).

Flexible parts

Autosurfacer UV can be applied on plastics parts which have been preceded by 1K All Plastics Primer or 2K Plastic Primer.

Pot-life

Unlimited

Autosurfacers UV aerosol

FOR PROFESSIONAL USE ONLY

Application



Hold aerosol approximately 12-18 cm from the panel and apply 2 - 3 even coats.

Do not spray until hiding. Too much layer thickness will cause insufficient through cure.

Allow each coat to flash-off naturally

Do not apply Autosurfacers UV below a temperature 15°C.



After application, invert aerosol and depress the nozzle for 2-3 seconds. This allows the propellant to clean the nozzle sufficiently for further use.

Cure specification



Position the HID lamp or LED approx. 40 cm from the surface, ensuring the repair area is covered by the UV foot print.

	Time to full intensity	Drying time
400 W HID lamp	3 minutes	5 minutes
UV LED	1 minute	5 minutes

Use the UV unit according recommendation

Tesla Cure R100 UV LED Handlamp

Repair size	Flash off with UV	Curing time
Small spot	3-8 sec	30 sec
Medium spot	3-8 sec	1 min
Half panel	3-8 sec	2 min

For UV safety and UV equipment handling see TDS S8.01.02

Final sanding



Final sanding step P500

For detailed surface preparation see TDS S8.06.02



Final sanding step P1000

For detailed surface preparation see TDS S8.06.02



Remove contamination using an appropriate cleaner.

Autosurfacer UV aerosol

FOR PROFESSIONAL USE ONLY

Recoatable with

All Sikkens topcoats

Film thickness

80-100 µm.

Theoretical coverage

The practical material usage depends on many factors i.e. shape of the object, roughness of the surface, application techniques, pressure and application circumstances.

VOC

The VOC content of this product in ready to use form is max. 580 g/liter.

Product storage

Product shelf-life is determined when products are stored unopened at 20°C.
Avoid extreme temperature fluctuation.

- o Product shelf life data see TDS S9.01.02

Akzo Nobel Coatings LTD

Address: Unit 2B, Didcot Park
Churchward, Southmead Industrial Estate
Didcot, Oxfordshire, OX11 7HB
Tel: +44 (0)1235 862226

FOR PROFESSIONAL USE ONLY

IMPORTANT NOTE The information in this data sheet is not intended to be exhaustive and is based on the present state of our knowledge and on current laws: any person using the product for any purpose other than that specifically recommended in the technical data sheet without first obtaining written confirmation from us as to the suitability of the product for the intended purpose does so at his own risk. It is always the responsibility of the user to take all necessary steps to fulfill the demands set out in the local rules and legislation. Always read the Material Data Sheet and the Technical Data Sheet for this product if available. All advice we give or any statement made about the product by us (whether in this data sheet or otherwise) is correct to the best of our knowledge but we have no control over the quality or the condition of the substrate or the many factors affecting the use and application of the product. Therefore, unless we specifically agree in writing otherwise, we do not accept any liability whatsoever for the performance of the product or for any loss or damage arising out of the use of the product. All products supplied and technical advices given are subject to our standard terms and conditions of sale. You should request a copy of this document and review it carefully. The information contained in this data sheet is subject to modification from time to time in the light of experience and our policy of continuous development. It is the user's responsibility to verify that this data sheet is current prior to using the product.

Coatings brand names mentioned in this data sheet are trademarks of or are licensed to Akzo Nobel.

Head Office

Akzo Nobel Car Refinishes B.V., PO Box 3 2170 BA Sassenheim, The Netherlands. www.sikkenscr.com