

# Autoclear Aerodry

**FOR PROFESSIONAL USE ONLY**

**Description**

Two-pack VOC compliant ambient drying clearcoat showing excellent properties like an oven cured clearcoat. Autoclear Aerodry offers optimum application properties and easy blending. Its innovative technology offers multiple drying methods while insuring a constant premium finish. Fast ambient drying at a wide range of temperature or 5min at 60°C, outstanding polishability, Autoclear Aerodry is the perfect partner enabeling the bodyshop to lower energy and resource costs per repair by offering many curing options.



100 Autoclear Aerodry  
100 Autoclear Aerodry Hardener



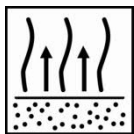
Spray gun set-up:  
1.2-1.3 mm

Application pressure:  
1.7-2.2 bar at the air inlet  
HVLP max 0.6-0.7 bar at the air cap



2 x 1 Coat

Non-stop application  
½ + 1 coat  
First apply a light closed coat.  
Next apply a full coat without flash off time



Between coats  
0-3 minutes at 20°C

Before curing  
0-3 minutes at 20°C



		20°C	40°C	60°C
<b>Autoclear Aerodry</b>	<b>Dust dry</b>	20-30 min	15-35 min	x
<b>Autoclear Aerodry Hardener</b>	<b>Dry to handle</b>	40-60 min	30-55 min	5 min
<b>Autoclear Aerodry</b>	<b>Dust dry</b>	15-25 min	x	x
<b>Autoclear Aerodry Hardener Fast</b>	<b>Dry to handle</b>	35-55 min	x	5 min



Use suitable respiratory protection  
Akzo Nobel Car Refinishes recommends the use of a fresh air supply respirator.

Read complete TDS for detailed product information

# Autoclear Aerodry

**FOR PROFESSIONAL USE ONLY**

## Description

Two-pack VOC compliant ambient drying clearcoat showing excellent properties like an oven cured clearcoat. Autoclear Aerodry offers optimum application properties and easy blending. Its innovative technology offers multiple drying methods while insuring a constant premium finish. Fast ambient drying at a wide range of temperature or 5min at 60°C, outstanding polishability, Autoclear Aerodry is the perfect partner enabling the bodyshop to lower energy and resource costs per repair by offering many curing options.

## Product and additives

**Clearcoat** Autoclear Aerodry

**Hardener** Autoclear Aerodry Hardener Fast  
Autoclear Aerodry Hardener

## Basic raw materials

Autoclear Aerodry:  
Autoclear Aerodry Hardener (Fast): Poly-isocyanate resins

## Suitable substrates

Autowave 2.0 + 5% Autowave 2.0 Hardener\*: until completely matt and dry  
Autobase Plus + 10% Hardener P25\*: flash off for 15 minutes at 20°C

\* In case of three stage application, it is mandatory to add the advised amount of hardener to each of the coats.

\*In the case of a precoat / blending bed, it is also mandatory to add the advised amount of hardener to each coats.

Note: When Autobase Plus + 10% Hardener P25 is used as a substrate, it is advised to check the color by use of a spray out.

**Restriction:** It is not possible to apply Autoclear Aerodry to ready mixed Autowave colors containing 338NA, 338NB, 338ND, 338NS in combination with Additive LP

## Mixing



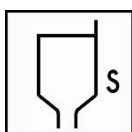
### 14-20°C

100 parts by weight of Autoclear Aerodry  
100 parts by weight of Autoclear Aerodry Hardener Fast

### 20-30°C

100 parts by weight of Autoclear Aerodry  
100 parts by weight of Autoclear Aerodry Hardener / Hardener Fast

## Viscosity



12-14 seconds – DIN Cup 4 at 20°C


# Autoclear Aerodry

**FOR PROFESSIONAL USE ONLY**
**Spray gun set-up / application pressure**

**Spray gun**  
 Gravity feed

**Fluid tip – set-up**  
 1.2-1.3 mm

**Application pressure**  
 1.7-2.2 bar at the spray gun air inlet

**Application process**


Apply two single coats, allowing for a 0-3 minutes flash-off time at 20°C between coats.  
 or  
 Non-stop application: ½ + 1 coat


- First apply a light closed coat.
- Next apply a full coat without flash off time .

**Pot-life**

Autoclear Aerodry + Autoclear Aerodry Hardener Fast      20 minutes at 20°C  
 Autoclear Aerodry + Autoclear Aerodry Hardener      30 minutes at 20°C

**Film thickness**

By using the recommended application: 45-60 µm.

**Drying times**


		20°C	40°C	60°C
Autoclear Aerodry Autoclear Aerodry Hardener	Dust dry	20-30 min	15-35 min	x
	Dry to handle	40-60 min	30-55 min	5 min
Autoclear Aerodry Autoclear Aerodry Hardener Fast	Dust dry	15-25 min	x	x
	Dry to handle	35-55 min	x	5 min

\* Note that next to temperature, drying speed is dependent on humidity levels. In general drying will be faster at higher humidity levels. Note that increasing temperature might lower humidity levels and deter drying speed. Drying at humidity levels under 30% should be avoided as TDS drying times cannot be guaranteed.

**Polishability**


Dust and minor damage can be polished out 15 minutes after the indicated-drying times.

**Note:** For an optimal result, polish within 3 hours after curing

# Autoclear Aerodry

**FOR PROFESSIONAL USE ONLY****Material usage**

Ready for use mixture at 1  $\mu\text{m}$  layer thickness:  $\text{m}^2/\text{liter}$   
 $\pm 494 \text{ m}^2/\text{liter}$

*The practical material usage depends on many factors i.e. shape of the object, roughness of the surface, application techniques, pressure and application circumstances.*

**Cleaning of equipment**

Sikkens Solvents or solvent borne guncleaners

**VOC**

The EU limit value for this product (product category: IIB.d) in ready to use form is max. 420 g/l VOC.

The VOC content of this product in ready to use form is max. 420 g/liter.

**Product storage**

Product shelf-life is currently 1 year when stored unopened at 20°C  
After opening the can, product shelflife is limited to 1 month at 20°C  
Avoid extreme temperature fluctuation and high humidity levels

- o *Product shelf life data see TDS S9.01.02*

**AkzoNobel Car Refinishes Australia Pty Ltd**  
**Address: 269 Williamstown Road, Port Melbourne, VICTORIA, 3207**  
**Tel: +61 3 9644 1711**

**FOR PROFESSIONAL USE ONLY**

**IMPORTANT NOTE** The information in this data sheet is not intended to be exhaustive and is based on the present state of our knowledge and on current laws: any person using the product for any purpose other than that specifically recommended in the technical data sheet without first obtaining written confirmation from us as to the suitability of the product for the intended purpose does so at his own risk. It is always the responsibility of the user to take all necessary steps to fulfill the demands set out in the local rules and legislation. Always read the Material Data Sheet and the Technical Data Sheet for this product if available. All advice we give or any statement made about the product by us (whether in this data sheet or otherwise) is correct to the best of our knowledge but we have no control over the quality or the condition of the substrate or the many factors affecting the use and application of the product. Therefore, unless we specifically agree in writing otherwise, we do not accept any liability whatsoever for the performance of the product or for any loss or damage arising out of the use of the product. All products supplied and technical advices given are subject to our standard terms and conditions of sale. You should request a copy of this document and review it carefully. The information contained in this data sheet is subject to modification from time to time in the light of experience and our policy of continuous development. It is the user's responsibility to verify that this data sheet is current prior to using the product.

Brand names mentioned in this data sheet are trademarks of or are licensed to Akzo Nobel.

**Head Office**

AkzoNobel Car Refinishes B.V., PO Box 3 2170 BA Sassenheim, The Netherlands. <https://sikkensvr.com/au/>